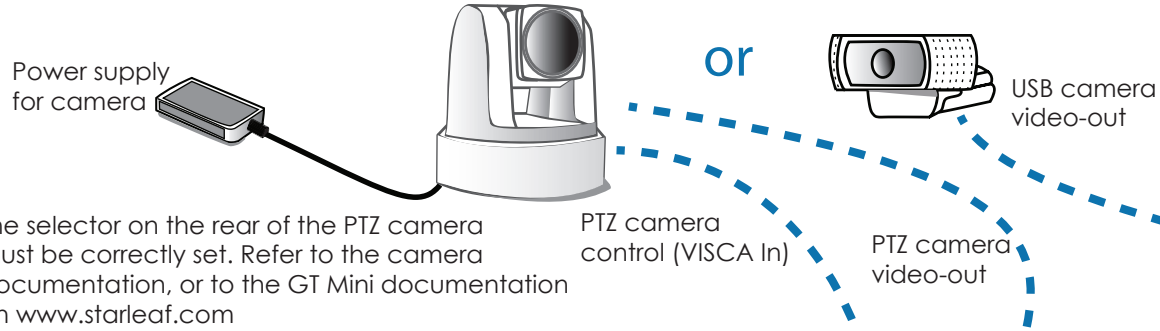


# Read this first: Installing GT Mini

This diagram represents a typical installation. For more information, refer to [support.starleaf.com/documentation](http://support.starleaf.com/documentation)  
Before installing StarLeaf GT Mini, read the safety and compliance information at [support.starleaf.com/documentation](http://support.starleaf.com/documentation)

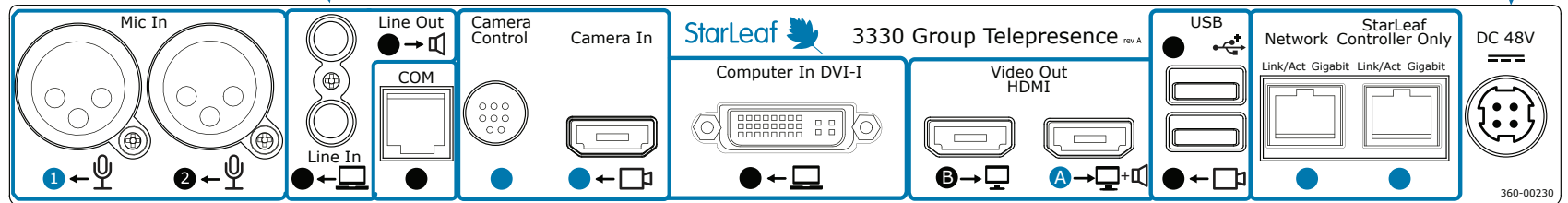
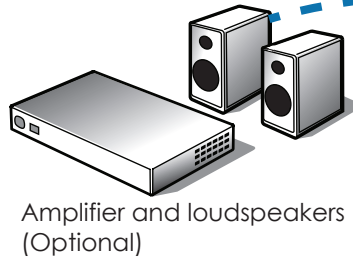
## Camera (either the supplied PTZ or USB camera)




## Configuration

To configure audio, display, and other settings, go to <https://portal.starleaf.com>

StarLeaf Touch 2035 or Touch 2020



PC audio-out (Optional)



PC video-out (Optional)



Telepresence screen 2 (Optional)



Telepresence screen 1

Network

